Building resilient communities

Nina Mguni

The Young Foundation

 The Young Foundation 2011

1. Introduction to Young Foundation
2. Our work on community resilience
3. Our work on measuring social progress at local level: Wellbeing and Resilience Measure (WARM)

The Young Foundation

We have a 55-year track record in Innovation.

Our work falls into five areas:

- **Research**
- **Practical innovation**
- **Advising governments**
- **Social ventures**
- And a growing number of **international** programmes

- How does wellbeing and resilience play out within communities?
- How do local institutions influence communities to be resilient in the face of adversity?
- If we can understand and quantify this, can this improve targeting of scarce public resources in future?

Defining community resilience

Corus
Teesside
Save our
Jobs
Teesside
Men
of Steel
SAVE
OUR
STEEL

Natural resources
Social resources
Cultural assets
COMMUNITY RESILIENCE
Human resources
TOWN HALL
Political resources
Built resources
£
Financial resources

Survival
resilience

Adaptive
resilience

Interplay between resilience and wellbeing…

- Are some people resilient but have low levels of wellbeing?

- What are the implications for policy?

 The Young Foundation 2011

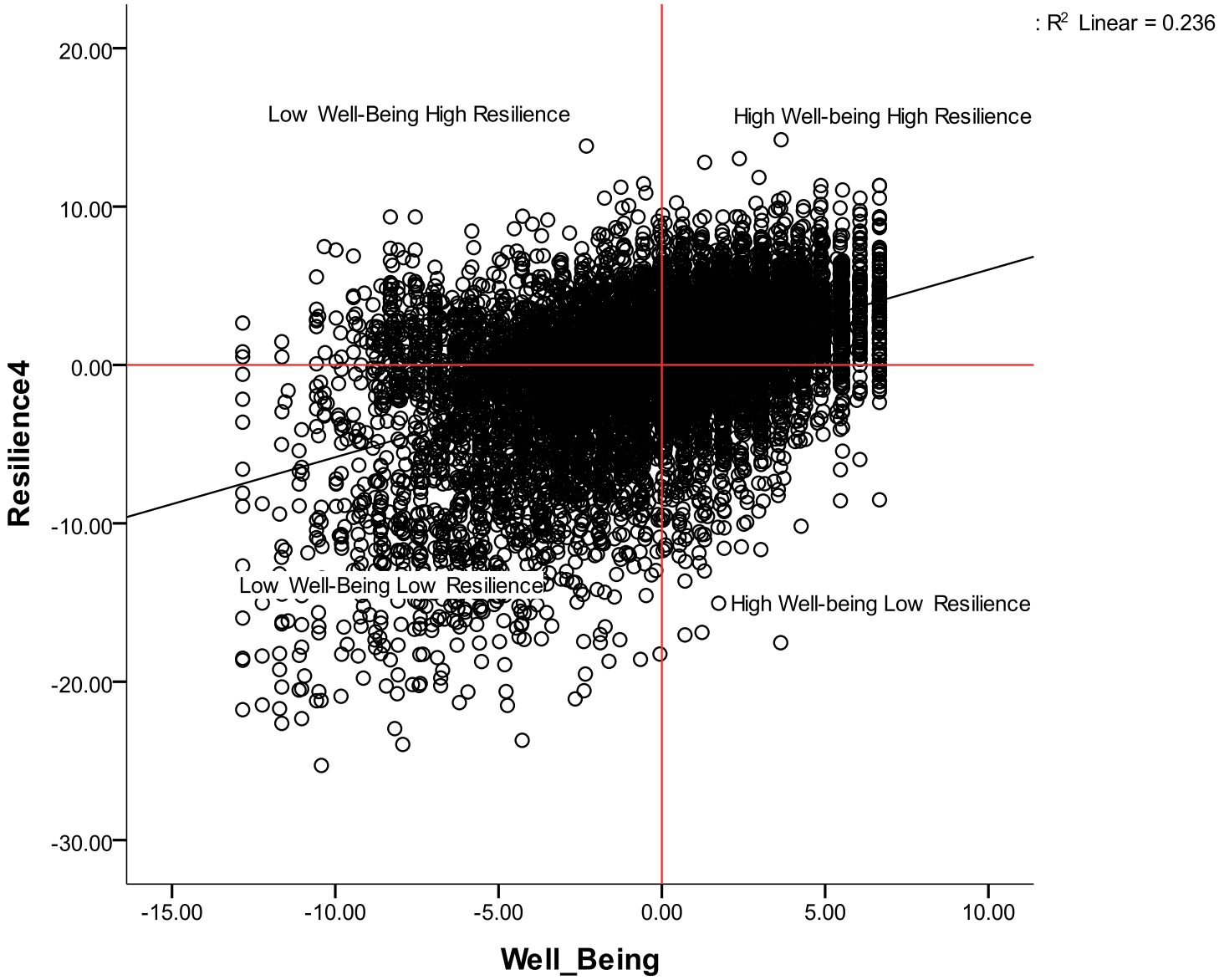
: R² Linear = 0.236
Low Well-Being High Resilience
High Well-being High Resilience
Low Well-Being Low Resilience
High Well-being Low Resilience
20.00
10.00
0.00
-10.00
-20.00
-30.00
Resilience4
-15.00
-10.00
-5.00
0.00
5.00
10.00
Well_Being

Wellbeing and resilience measure (WARM)

A neighbourhood in East London

Figure 4: Wellbeing map of the NDEMO neighbourhood

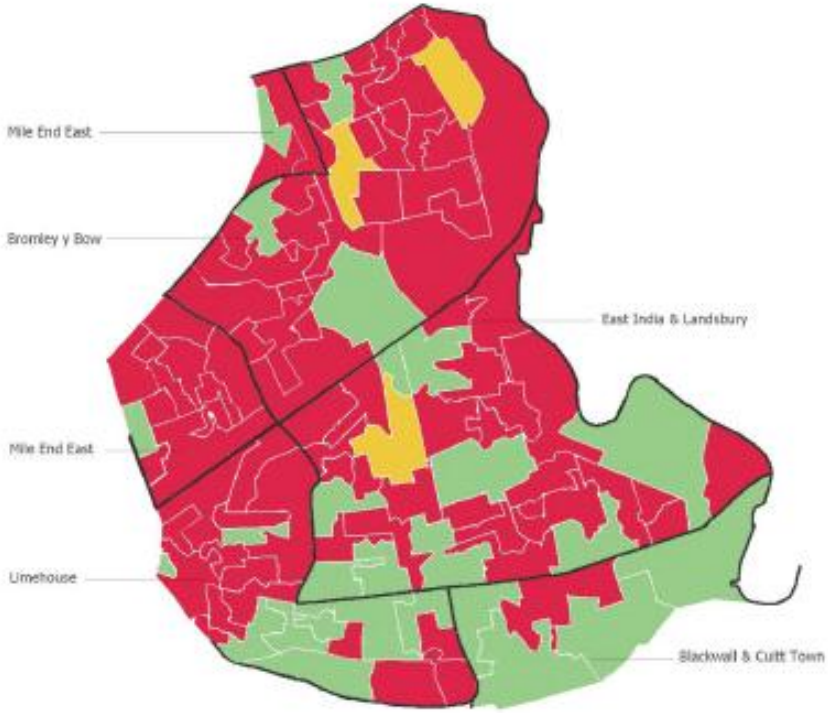

Figure 3: Resilience analysis map of the NDEMO neighbourhood

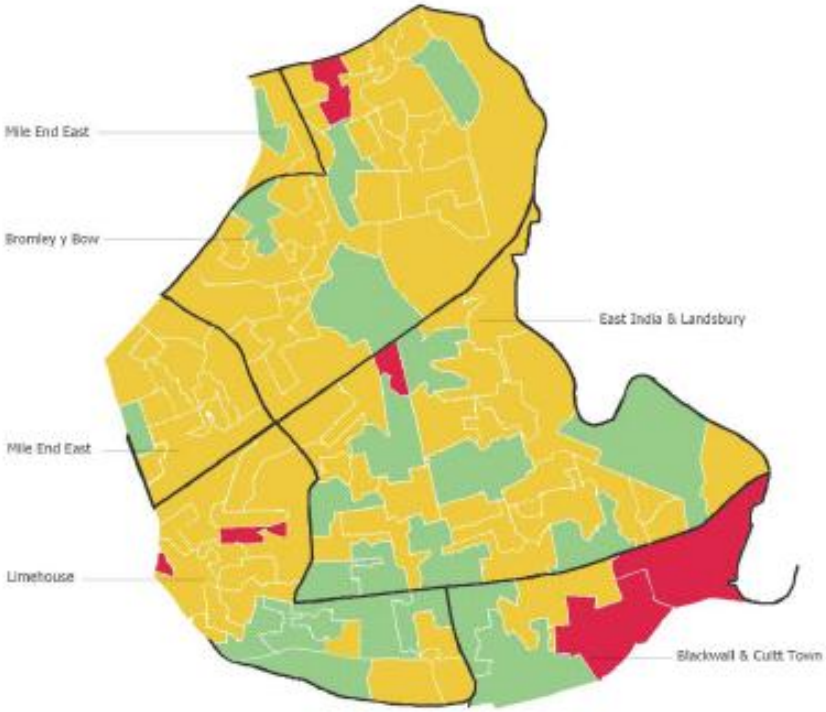

- High deviation from the national average
- Medium deviation from the national average
- Low deviation from the national average
- Ward boundary line

Does measuring resilience lead to different policy outcomes?